

# BSD-RACING

## 1/10 4WD ELECTRIC-POWERED BRUSHLESS MONSTER TRUCK MODEL NO.: BS909T

*Manual med oppdatert  
deleliste. Beregnet for  
biler solgt på det norske  
markedet.*

**Product Size:**  
**Length:** 410mm  
**Width:** 320mm  
**Height:** 165mm  
**Wheelbase:** 305mm  
**Tire size:** 100 \* 51mm  
**Ground clearance:**  
**25mm Gear Ratio:**  
**12.98:1 Brushless Motor**  
**(RC 540 KV: 3570) and**  
**Brushless ESC**



## Instruction Manual

### Highlights:

- 4WD Drive System.
- Ready Assemble Ready to Run.
- High Performance RC-540 KV 3570 Brushless Electric Motor, More power!
- Brushless ESC 35A-SL
- 7.2V Ni-Mh Rechargeable Battery, Long Running Time!
- Assembled Chassis.
- Colored Coil Spring Damped Suspension System.
- Full Function Radio Control.
- Battery in Standing Position to Save Space, Keeping the Car in Perfect Balance!
- Waterproof and Dustproof Sealed Gearbox.
- Fast Easy Assembly and Disassembly Receiver and Battery Cover.
- Quality Differential with Four Bevel Gears.
- Precise Sealed Ball Bearing for the Whole Model.
- Aluminum Alloy Driveshafts.

### ⚠ SAFETY PRECAUTIONS

- This radio controlled racing car is not a toy!
- This high-performance R/C model is recommended for ages 14 and older.
- First-time builders should seek the advice of experienced modellers before commencing assembly.
- Take enough safety precautions prior to operating this model.  
You are responsible for this model's assembly and safe operation!

# Required equipment for operation

## 1. Tools required for building and maintenance:



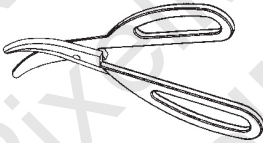
● Hobby knife



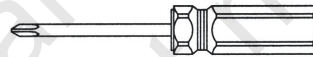
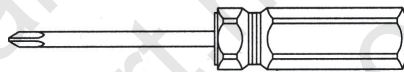
● Precision ruler



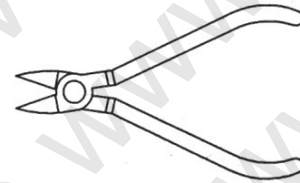
● Needle nose pliers



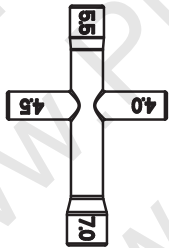
● Lexan scissors



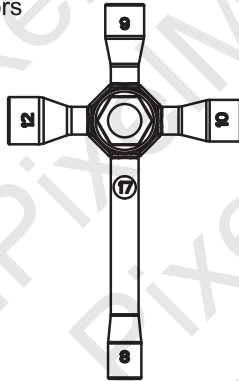
● Flat and Phillips screwdriver



● Wire cutters



● Cross wrench



● Cross wrench



● CA glue & rubber cement



● Thread locking compound

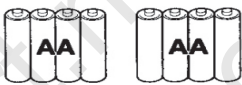


● Hex wrench

## WARNING!

Do not use a power screw driver to install screws into nylon or plastic materials. The fast locking may heat up the screws being installed that may break the molded parts or strip the threads during installation.

## 2. Additional items needed for operation:



8pcs AA alkaline batteries for transmitter



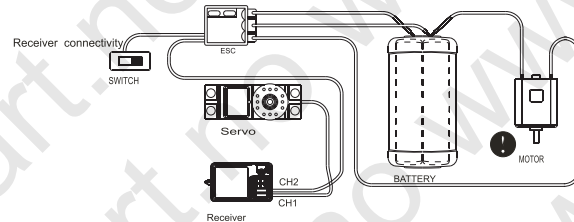
B7004C-D2  
Battery charger

## IMPORTANT!

Check all the screws are tight before playing the vehicle!  
Use thread lock on all screws that work loose.

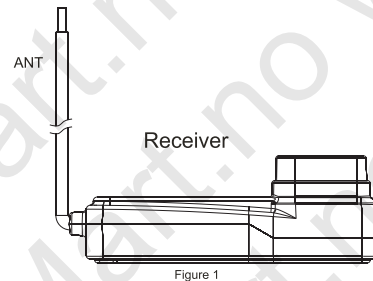
## Transmitter Specifications:

Channels: 2 channels  
Model Type: Car/boat  
RF Power: Less than 20dbm  
Modulation: GFSK  
Code Type: Digital  
Sensitivity: 1024  
Low Voltage Warning: Yes (less than 9V)  
DSC Port: Yes (3.5mm)  
Charger Port: Yes  
Power: 12vdc (1.5AA\*8)  
Weight: 328g  
ANT Length: 26mm  
Size: 159\*99\*315mm  
Color: Black  
Certificate: CE FCC



## Note:

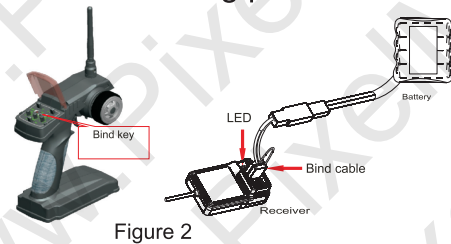
Place the antenna of the receiver vertically, and do not have contact with metal component. (See Figure1)



## Binding:

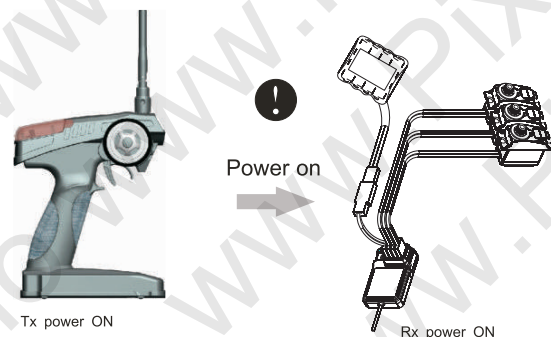
The transmitter and receiver should already be bound by the factory by default .

1. Install batteries into the transmitter and shut it down.
2. Insert the bind cable on to the bind channel (Ch3) on the receiver. (Figure.2)
3. Connect the receiver battery to the VCC port on the receiver .The two LEDs on the receiver should flash rapidly, indicating the receiver is in binding state .
4. Press and hold the bind button on the transmitter , and then turn on the transmitter.
5. The LED on the receiver should stop flashing when the binding process completed (about 5 second)
6. Release the bind button on the transmitter , remove the bind cable from the receiver.
7. Install the servo and then test.
8. If the test succeeds , then remove the power supply from the VCC port.
9. The binding process completed.



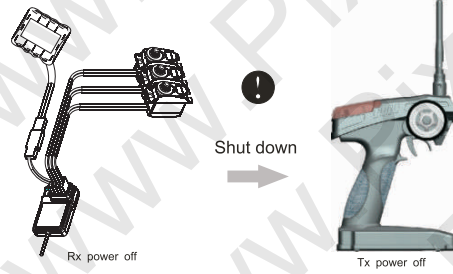
## Turn On:

1. Turn on the transmitter.
2. Connect the power supply of the receiver.
3. Receiver LED light should turn solid.
4. Ready to use.

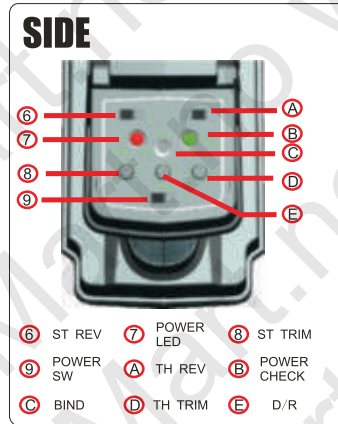
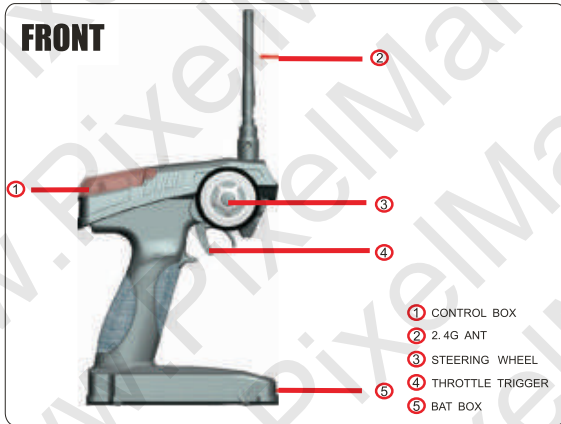


## Shut Down:


1. Disconnect the receiver's power supply.
2. Turn off the transmitter .



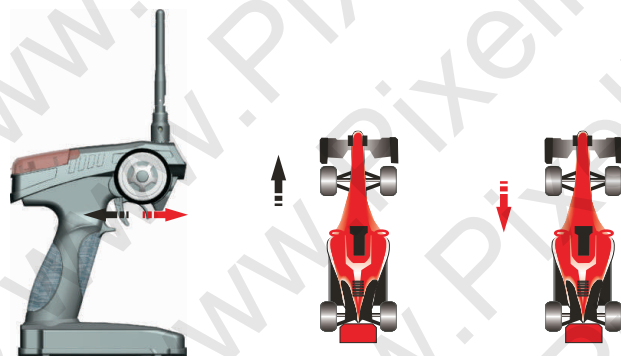
## Transmitter Functions:



This function is to control the direction of the vehicle



This function is to control the throttle speed of the vehicle



# PARTS LIST

Item No.	Description	Item No.	Description
BS701-001	Chassis	BS903-023	O-Washer 4pcs
BS701-004	Shock Absorber Unit (plastic) 2pcs	BS903-024	Front Suspension Arm Pin-Short 4pcs
BS701-007R	Brushless motor KV:3570	BS903-025	Suspension Arm Pin-Long 4pcs
BS701-010	Upper deck	BS903-026	Fr. Chassis
BS701-011	Front drive shaft	BS903-028	Lower Susp. Mount Block-Fr/Rr
BS701-012	Rear drive shaft	BS903-030	Steering Linkage Set 2pcs
BS701-015	Gear mount/Fr, screws/motor mount	BS903-031	Servo Saver Unit
BS701-016	Gear mount/Rear	BS903-037	Steering Servo Horn and Linkage
BS701-020	Washer 4pcs	BS903-058	Hub Rear Carrier
BS701-021	Upper deck /Front upper deck	BS903-059	Rr.Lower Susp.Arm-Lf/Rt
BS701-022	Steering servo mount	BS903-061	Rear Suspension Arm Pin-Short 4pcs
BS701-025	Side guard plate L/R	BS903-065	Flat Cross Screw(TPF2.6*10) 12pcs
BS701-026	Upper deck	BS903-067	Flat Cross Screw(TPF3*10) 12pcs
BS701-027	L/R mount block/screws	BS903-068	Flat Cross Screw(TPF3*14) 12pcs
BS701-028	Wire clip mount/Spring /Screws 2pcs	BS903-069	Flat Cross Screw(TPF3*16) 12pcs
BS701-035	Charger for 7.2V Ni-Mh battery	BS903-072	B-Head Cross Screw(BT3*8) 12pcs
BS701-036H	7. 2V/3800mAh Ni-Mh battery	BS903-073	B-Head Cross Screw(BT3*12) 12pcs
BS701-037	Battery base & cover/Fr	BS903-074	B-Head Cross Screw(BT3*14) 12pcs
BS701-038	Battery base & cover/Rr	BS903-075	B-Head Cross Screw(BT3*16) 12pcs
BS701-041	6# Pin 6pcs	BS903-076	B-Head Cross Screw(BT3*20) 12pcs
BS702-047	Antenna mount	BS903-079	B-Head Cross Screw(BM3*10) 12pcs
BS703-013	Flat Cross Screw(TPF3*18) 12pcs	BS903-083	Diff. Outdrive D/Set Screw(M4*4)
BS903-005	Brace	BS903-086	Ball Bearing( $\phi 5 * \phi 10 * 4$ ) 2pcs
BS903-007	Body Pin 6pcs	BS903-087	Ball Bearing( $\phi 12 * \phi 18 * 4$ ) 2pcs
BS903-008	Upper Susp. Arm Set 2pcs	BS903-088	E-Clip( $\phi 4 * 0.6$ ) 12pcs
BS903-010	Suspension Arm Mount Block 2pcs	BS903-089	Pin( $\phi 2 * 9.5$ ) 12pcs
BS903-011	Upper susp. Arm Mount-Fr/Rr	BS903-091	Washer A( $\phi 5.2 * \phi 10 * 0.2$ ) 12pcs
BS903-012	Rim Hub W/Pin( $\phi 2 * 10$ ) 4pcs	BS903-092	Washer B( $\phi 4.2 * \phi 8 * 0.2$ ) 12pcs
BS903-013	Axle W/Pin 2pcs	BS903-093	Nylon Self-lock Nut(M4*4) 6pcs
BS903-014	Ball Bearing( $\phi 6 * \phi 12 * 4$ ) 2pcs	BS903-094	Double Way Ball end(7*8) 6pcs
BS903-015	Lf/Rt Steering Arm	BS903-095	Set Screw(M4*4) 6pcs
BS903-016	Ball Bearing( $\phi 10 * \phi 15 * 4$ ) 2pcs	BS903-097	Diff. Gearbox
BS903-017	Fr/Rr C-Carrier	BS903-098	Diff. Gearbox Bulkhead-Upper/Lower
<b>BS903-017N</b>	<b>Fr/Rr C-Carrier 4mm</b>	BS903-104	Diff. Unit
BS903-017S	C-Carrier Screws And Bushes 4mm	BS903-105	Driving/Driven Gear, Diff.Gear/Bevel Gears (alun)
BS903-018	Fr.Lower Susp.Arm-Lf/Rt	BS903-106	Screw Pin (M3*9.5)
BS903-019	Drive shaft set 2PCS		
BS903-020	Diff. Gearbox Unit		
BS903-022	M4 Self-lock Nut W/Washer 4pcs		

# PARTS LIST

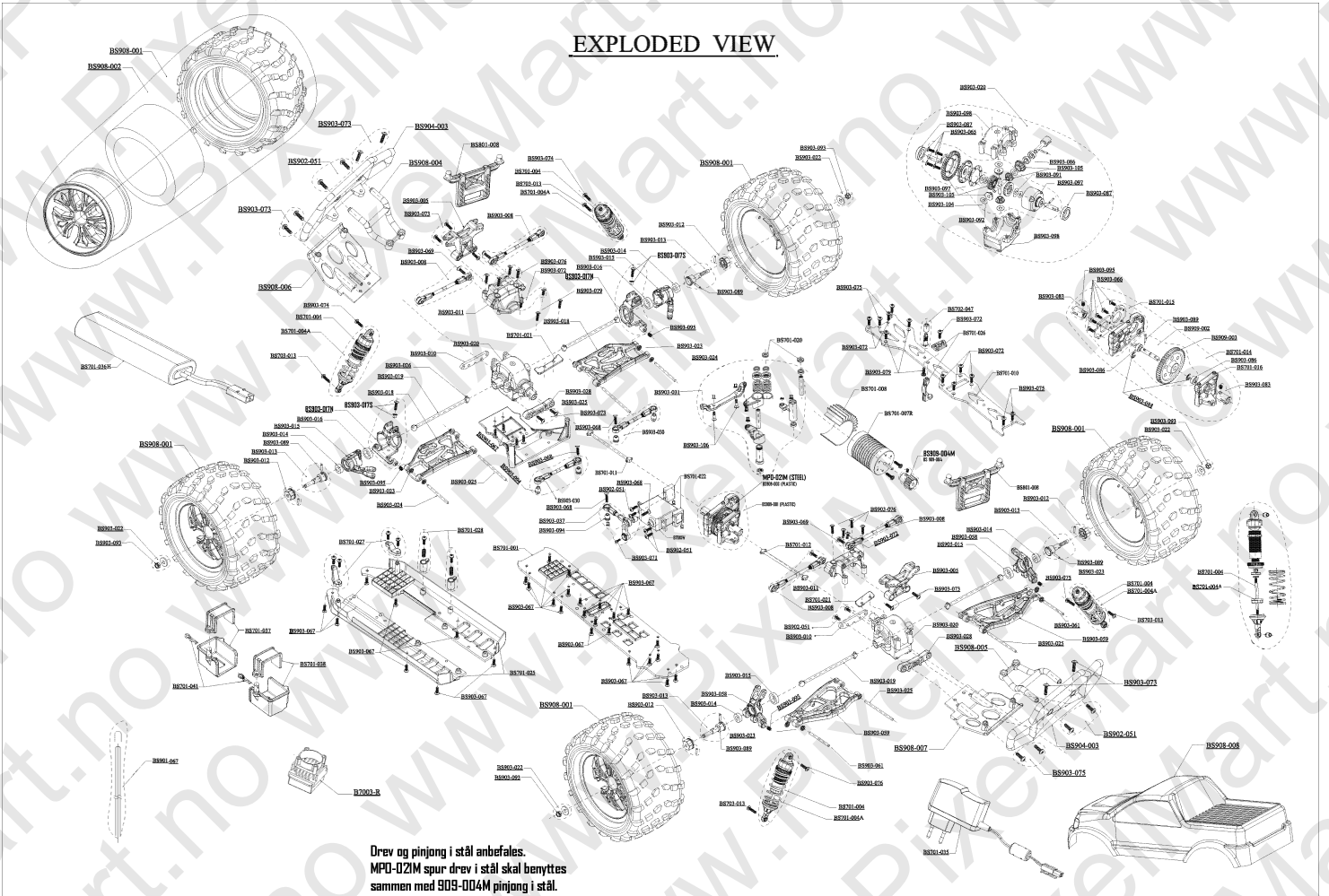
Item No.	Description	
BS903-109	Diff.outdrive A/Pin(2*10)	
BS903-110	Diff.outdrive B/Pin(2*10)	
BS801-008	Fr/Rr body post	
BS904-003	Bumper	2pcs
BS908-001	Tire Unit(Chromed)	2pcs
BS908-004	Bumper brace-Fr	
BS908-005	Bumper brace-Rr	
BS908-006	Bumper chassis-Fr	
BS908-007	Bumper chassis-Rr	
BS908-008	Body	
BS901-048	E-Clip(φ3*0.6)	12pcs

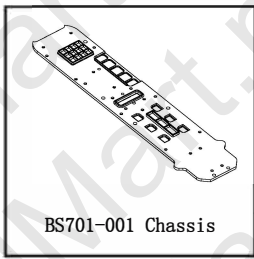
Item No.	Description	
BS901-066	M3 locknut	5pcs
BS901-067	Antenna Pipe W/Cap	3pcs
BS902-051	B-Head Cross Screw(BT3*10)	12pcs
BS909-001	Spur gear unit	
BS909-002	Central drive shaft/main gear	
BS909-003	Plastic Main gear5 II	
	<b>MPO-021M Steel Main Gear -51 T</b>	
BS909-004	Motor gear 13T/M3 screw	
B7001	Radio Unit	
B7011	Receiver	
B7014	3kgs Servo	
	<b>B7018W 9kgs Waterproof Metal Gear Servo</b>	
BS701-047	BRUSHLESS ESC 40A	

## Optional parts/Upgrade parts

BS908-002	Tire unit(plastic)	2pcs
BS701-004A	Shock Absorber Unit (alun)	2pcs
BS701-008	Motor heat sink	
BS701-039	Connector wire ( NI-MH connector to LIPO battery connector)	
BS903-029	Anti-roll bar fixation set	2pcs
BS903-096	(M4*8) Set Screw	6pcs
BS905-009	Rear Anti-roll bar set	
BS803-028	7. 4V/20C LiPo battery	
BS803-031	LiPo battery charger	
MP0-01	Wheel hex set	
MP0-02	C hub C hub pin	
MP0-03	Kunckle Arm set-Lf/Rt	
MP0-04	Rear hub set	
MP0-05	Shock stay mount	
MP0-06	Front suspension mount	
MP0-07	Rear suspension mount	
MP0-11	Steering link	

# EXPLODED VIEW






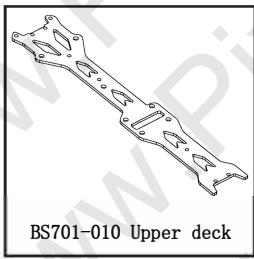
BS701-001 Chassis



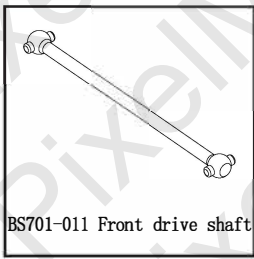
BS701-004 Shock Absorber Unit (plastic) 2PCS



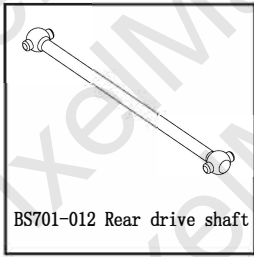
BS701-007R Brushless motor KV:3570



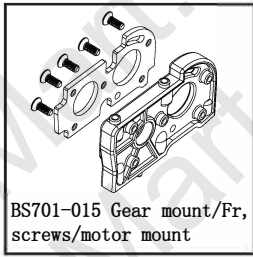
BS701-010 Upper deck



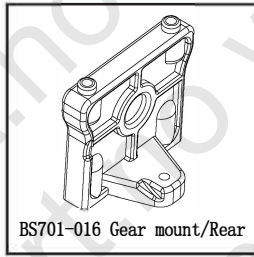
BS701-011 Front drive shaft



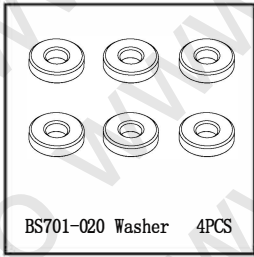
BS701-012 Rear drive shaft



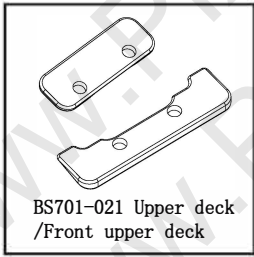
BS701-015 Gear mount/Fr, screws/motor mount



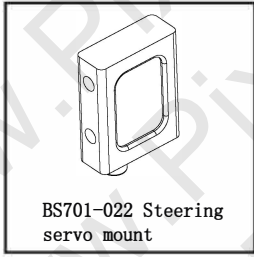
BS701-016 Gear mount/Rear



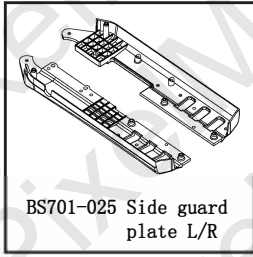
BS701-020 Washer 4PCS



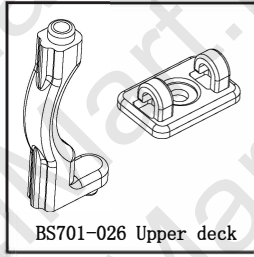
BS701-021 Upper deck /Front upper deck



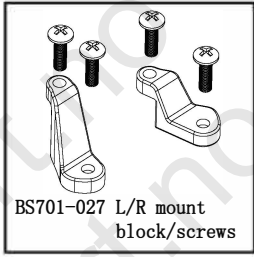
BS701-022 Steering servo mount




BS701-025 Side guard plate L/R



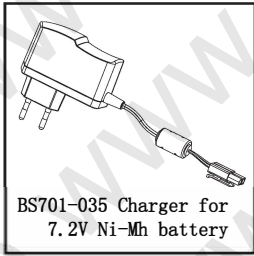
BS701-026 Upper deck



BS701-027 L/R mount block/screws



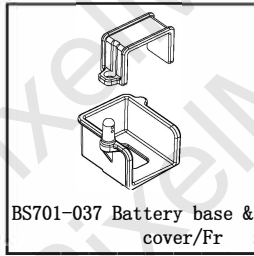
BS701-028 Wire clip mount/Spring /Screws



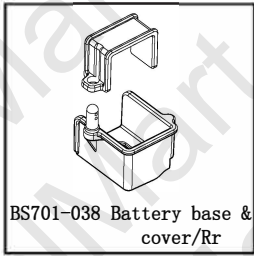
BS701-035 Charger for 7.2V Ni-Mh battery



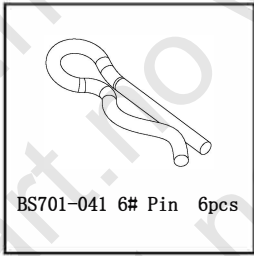
BS701-036H 7.2V/3800mAh Ni-Mh battery



BS701-037 Battery base & cover/Fr



BS701-038 Battery base & cover/Rr



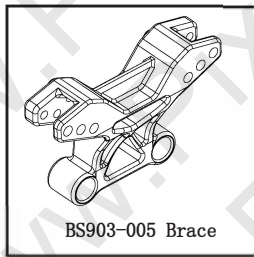
BS701-041 6# Pin 6pcs



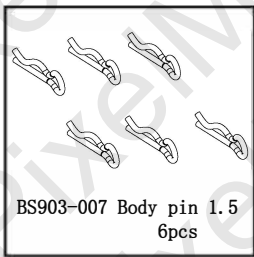
BS702-047 Antenna mount



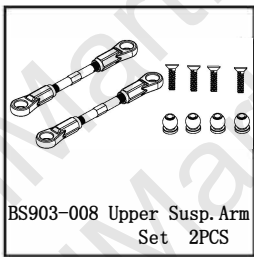
BS703-013 Flat Cross Screw (TPF3\*18) 12PCS




BS903-005 Brace



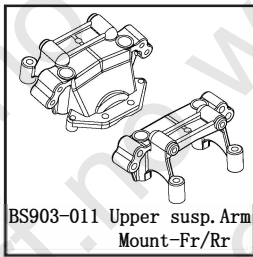
BS903-007 Body pin 1.5 6pcs



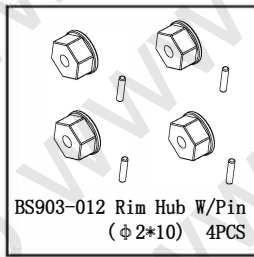
BS903-008 Upper Susp. Arm Set 2PCS



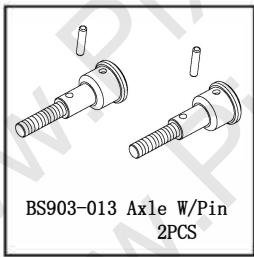
BS903-010 Suspension Arm Mount Block 2PCS



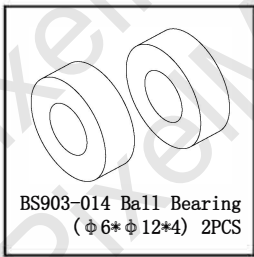
BS903-011 Upper susp. Arm Mount-Fr/Rr



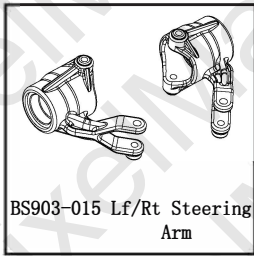
BS903-012 Rim Hub W/Pin (φ 2\*10) 4PCS



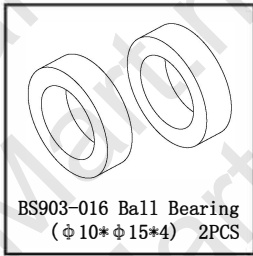
BS903-013 Axle W/Pin 2PCS



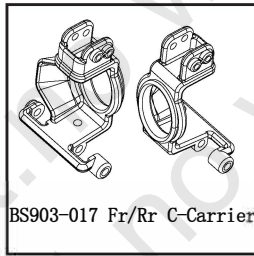
BS903-014 Ball Bearing (φ 6\*φ 12\*4) 2PCS



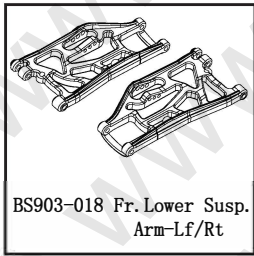
BS903-015 Lf/Rt Steering Arm



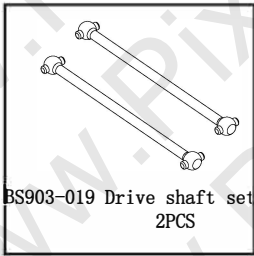
BS903-016 Ball Bearing (φ 10\*φ 15\*4) 2PCS



BS903-017 Fr/Rr C-Carrier

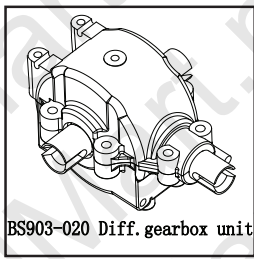


BS903-018 Fr. Lower Susp. Arm-Lf/Rt

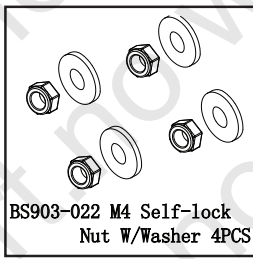


BS903-019 Drive shaft set 2PCS

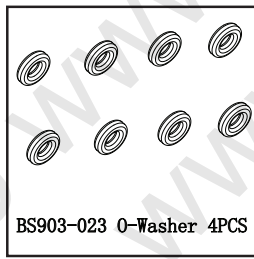




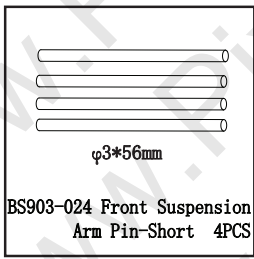
BS903-020 Diff. gearbox unit



BS903-022 M4 Self-lock Nut W/Washer 4PCS



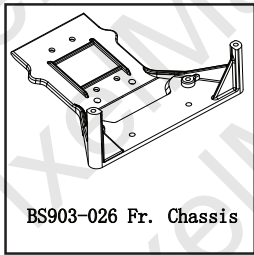
BS903-023 O-Washer 4PCS



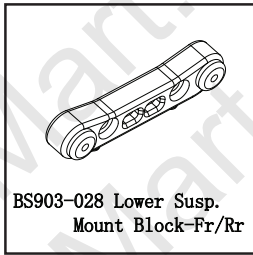
BS903-024 Front Suspension Arm Pin-Short 4PCS



BS903-025 Suspension Arm Pin-Long 4PCS



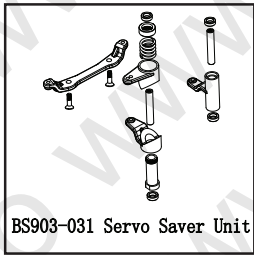
BS903-026 Fr. Chassis



BS903-028 Lower Susp. Mount Block-Fr/Rr



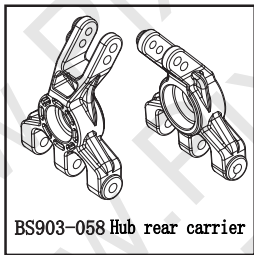
BS903-030 Steering Linkage Set 2PCS



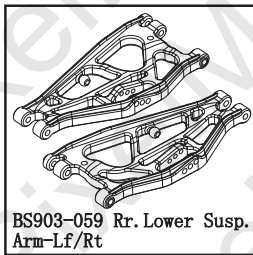
BS903-031 Servo Saver Unit




BS903-037 Steering Servo Horn and Linkage




BS903-058 Hub rear carrier




BS903-059 Rr. Lower Susp. Arm-Lf/Rt



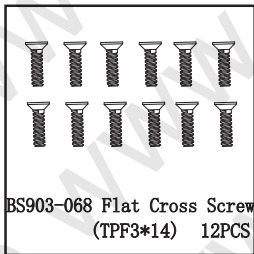
BS903-061 Rear Suspension Arm Pin-Short 4PCS



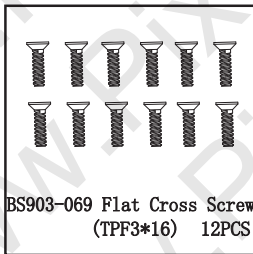
BS903-065 Flat Cross Screw (TPF2. 6\*10) 12PCS



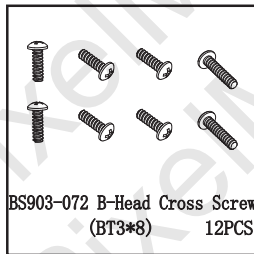
BS903-067 Flat Cross Screw (TPF3\*10) 12PCS



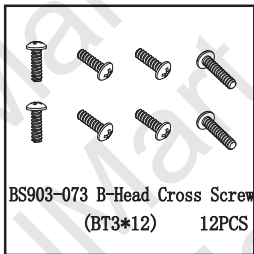
BS903-068 Flat Cross Screw (TPF3\*14) 12PCS



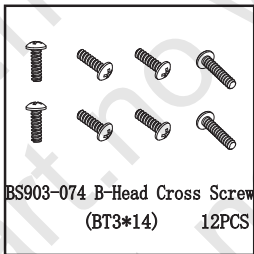
BS903-069 Flat Cross Screw (TPF3\*16) 12PCS



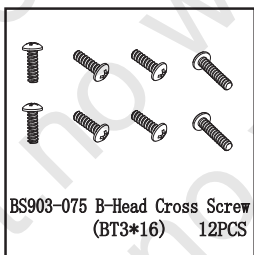
BS903-072 B-Head Cross Screw (BT3\*8) 12PCS



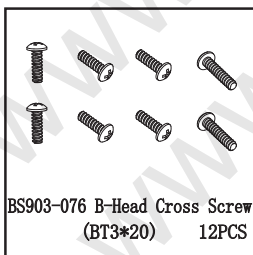
BS903-073 B-Head Cross Screw (BT3\*12) 12PCS



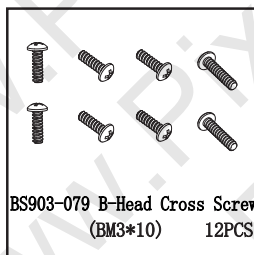
BS903-074 B-Head Cross Screw (BT3\*14) 12PCS



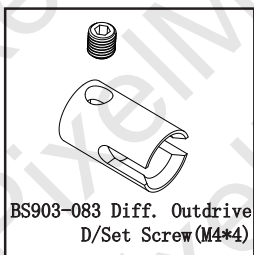
BS903-075 B-Head Cross Screw (BT3\*16) 12PCS



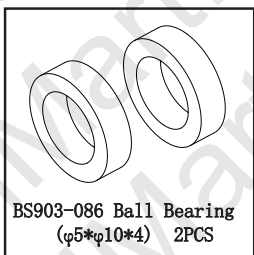
BS903-076 B-Head Cross Screw (BT3\*20) 12PCS



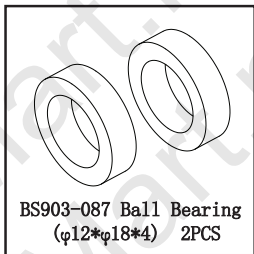
BS903-079 B-Head Cross Screw (BM3\*10) 12PCS



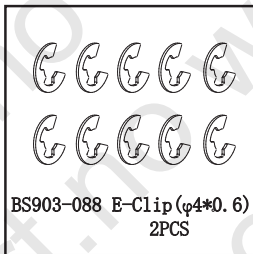
BS903-083 Diff. Outdrive D/Set Screw(M4\*4)



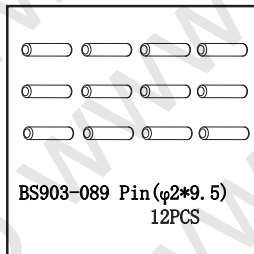
BS903-086 Ball Bearing (φ5\*φ10\*4) 2PCS



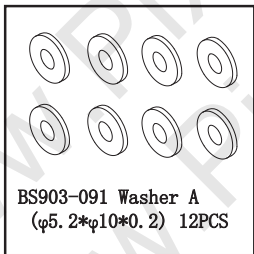
BS903-087 Ball Bearing (φ12\*φ18\*4) 2PCS



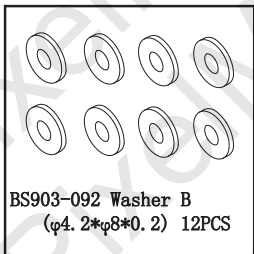
BS903-088 E-Clip(φ4\*0.6) 2PCS



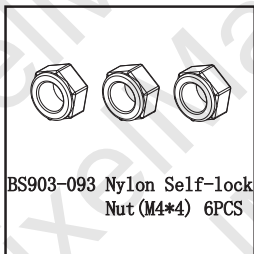
BS903-089 Pin(φ2\*9.5) 12PCS



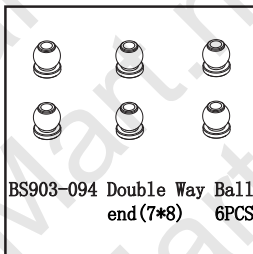
BS903-091 Washer A (φ5.2\*φ10\*0.2) 12PCS



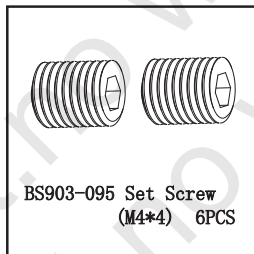
BS903-092 Washer B (φ4.2\*φ8\*0.2) 12PCS



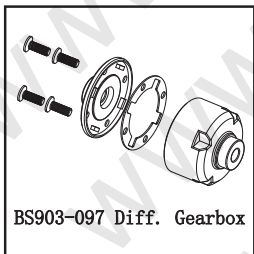
BS903-093 Nylon Self-lock Nut (M4\*4) 6PCS



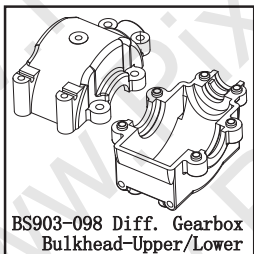
BS903-094 Double Way Ball end(7\*8) 6PCS



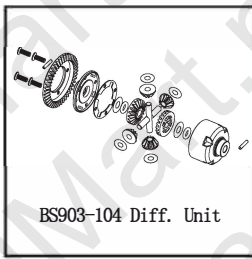
BS903-095 Set Screw (M4\*4) 6PCS



BS903-097 Diff. Gearbox



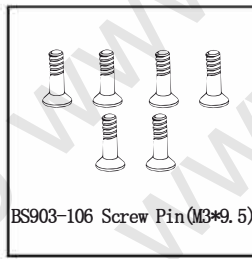
BS903-098 Diff. Gearbox Bulkhead-Upper/Lower



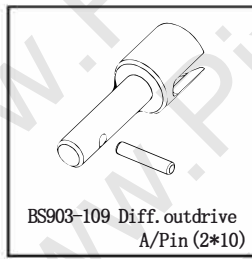
BS903-104 Diff. Unit



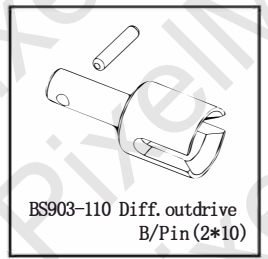
BS903-105 Driving/Driven Gear, Diff. Gear/Bevel Gears (alun)



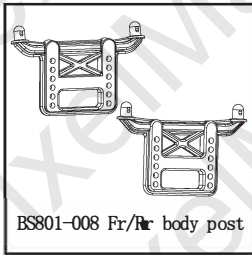
BS903-106 Screw Pin(M3\*9.5)



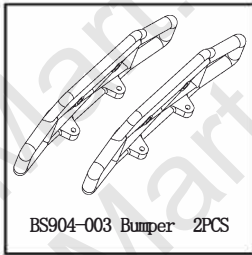
BS903-109 Diff. outdrive A/Pin (2\*10)



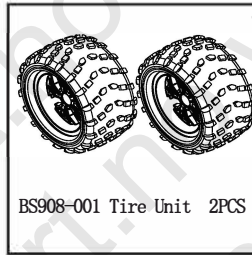
BS903-110 Diff. outdrive B/Pin (2\*10)



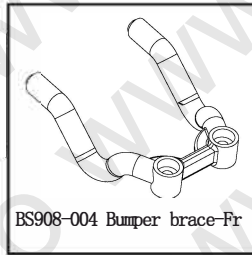
BS801-008 Fr/Rr body post



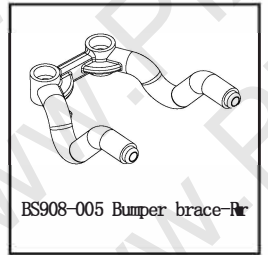
BS904-003 Bumper 2PCS



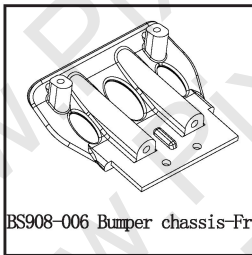
BS908-001 Tire Unit 2PCS



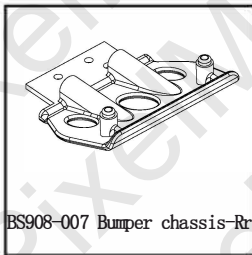
BS908-004 Bumper brace-Fr



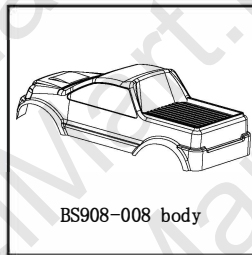
BS908-005 Bumper brace-Rr



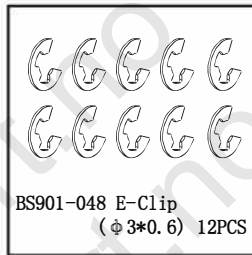
BS908-006 Bumper chassis-Fr



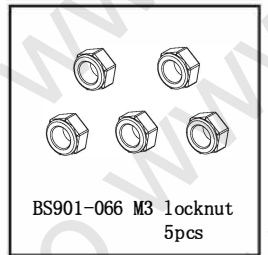
BS908-007 Bumper chassis-Rr




BS908-008 body



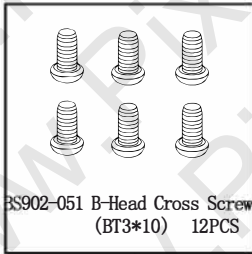
BS901-048 E-Clip (φ 3\*0.6) 12PCS



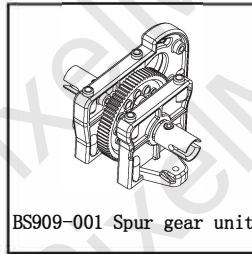
BS901-066 M3 locknut 5pcs



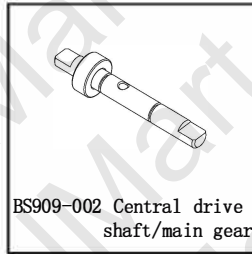
BS901-067 Antenna Pipe W/Cap 3pcs



BS902-051 B-Head Cross Screw (BT3\*10) 12PCS



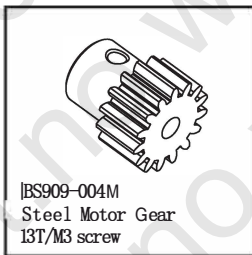
BS909-001 Spur gear unit



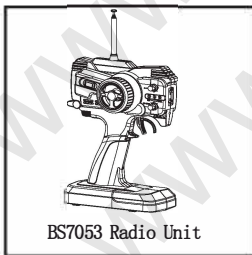
BS909-002 Central drive shaft/main gear



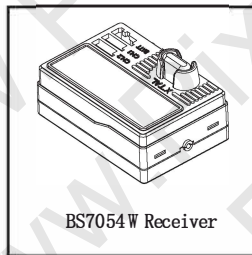
MPO-021M Steel Main Gear-51T



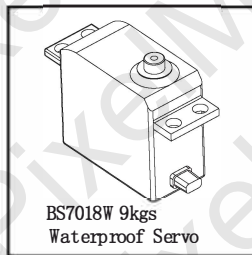
BS909-004M Steel Motor Gear 13T/M3 screw



BS7053 Radio Unit



BS7054W Receiver



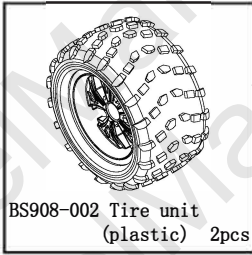
BS7018W 9kgs Waterproof Servo



BS701-047 BRUSHLESS ESC 45A



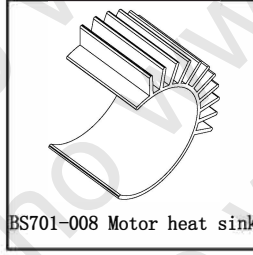
# OPTIONAL PARTS/UPGRADE PARTS



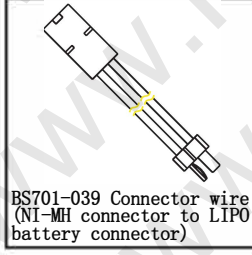
BS908-002 Tire unit (plastic) 2pcs



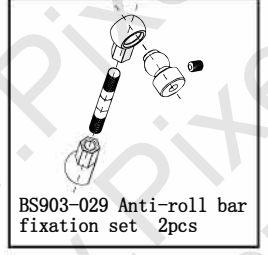
BS701-004A Shock Absorber Unit (alun) 2pcS



BS701-008 Motor heat sink



BS701-039 Connector wire (NI-MH connector to LIPO battery connector)



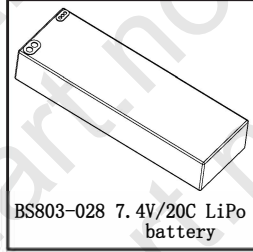
BS903-029 Anti-roll bar fixation set 2pcs



BS903-096 (M4\*8) Set Screw 6pcs



BS905-009 Rear Anti-roll bar set



BS803-028 7.4V/20C LiPo battery



BS803-031 LiPo battery charger



Stainless steel AL6061  
MPO-01 Wheel Hex Set



Stainless steel AL6061  
MPO-02 C HUB C HUB W/Pin



Stainless steel AL6061  
MPO-03 Knuckle Arm Se



Stainless steel AL6061  
MPO-04 Rear Hub set



Stainless steel AL6061  
MPO-05 Shock stay mount




Stainless steel AL6061  
MPO-06 Front suspension mount



Stainless steel AL6061  
MPO-07 Rear suspension mount



Stainless steel AL6061  
MPO-11 Steering link



# Precautions and Warnings for Use and Handling of Lithium Polymer Battery

## Preface

In order to get the optimum performance and reliable safety, consumers shall read and take the following instructions and precautions when use and handle the Lithium Polymer (Li-Po) batteries.

## 1. Charging

1-1 Charging current should not be more than the maximum charge current specified in the Product Specification (normally 0.5C-1.0C or lower). Charging with higher current may damage the cell or even lead to safety problem, e.g. overheating or leakage.

1-2 Charging voltage shall not be more than that specified in the Product Specification (4.2V/cell). 4.25V is the maximum charging voltage for each cell. Never charge the battery in series and be sure that each single cell has a separated charging circuit with a max. charging voltage of 4.25V. Or the battery may be overcharged, and lead to fire or explosion. The user is fully responsible to the result of misusing the battery.

1-3 Charging temperature: The cell should be charged within the range of temperatures specified in the Product Specification. Stop charging immediately when the surface temperature of the battery is over 50°C.

1-4 Reverse charging: Please make sure the polarities of cells are connected properly before charging. Reverse charging is strictly prohibited. Reverse charging cannot charge the cells but will deteriorate their charging/discharging and safety characteristics, or even lead to fire or explosion.

## 2. Discharging

2-1 Discharging current: The cell shall be discharged at the current no more than the maximum discharging current specified in the Product Specification. Over current discharging may damage the battery and cause over-heat.

2-2 Operation temperature: Use the battery within the temperature range specified in the Product Specification. Stop using when temperature is over 70°C.

2-3 Over-discharging: Over-discharging will deteriorate the cell's performance and characteristics. Do not over-discharge a battery below 2.75V/cell.

## 3. Storage

If you intend to keep the battery for a long time (3 months or longer), it is strongly recommended that the battery shall be stored under the environment with temperature 10-25°C, low humidity and without corrosive gas. The battery should be charged every six months to ensure that each cell's storage voltage is 3.6~3.9V.

## Others

>The aluminum packing foil is very soft that it will be easily left scratches. Please do not hit the cell with any sharp edge parts.

>Don't fall, hit or bend the battery. It may cause fire or explosion.

>Short circuit the battery is strictly prohibited, it may damage the battery seriously.

>Never disassemble the battery. It may cause fire.

>Never dispose of the battery in fire. It is very dangerous and strictly prohibited.

>To place the battery into liquid such as water is strictly prohibited.

>Always remove battery from car when charging. Charging the battery in a car is forbidden and is dangerous.

>Avoid vibration, shock or extruding the battery. Handle carefully when moving it.

# **BSD Racing**

PRINTED IN CHINA  
NOT RESPONSIBLE FOR TYPOGRAPHICAL ERRORS