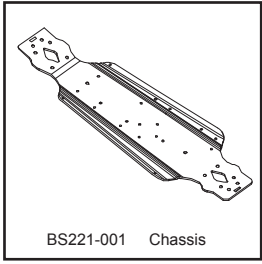
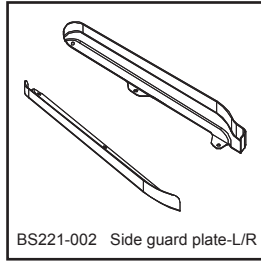


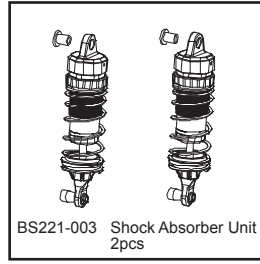
# BS221T/BS221R COMMON PARTS



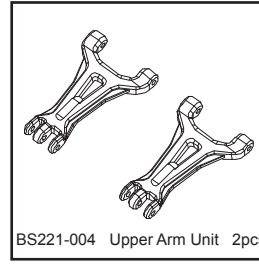
BS221-001 Chassis



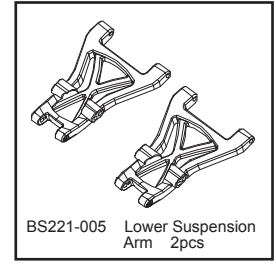
BS221-002 Side guard plate-L/R



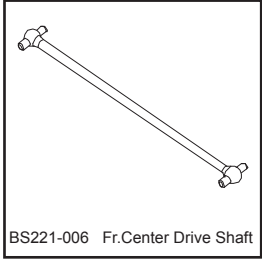
BS221-003 Shock Absorber Unit  
2pcs



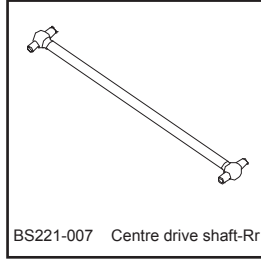
BS221-004 Upper Arm Unit 2pcs



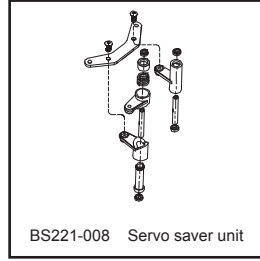
BS221-005 Lower Suspension  
Arm 2pcs



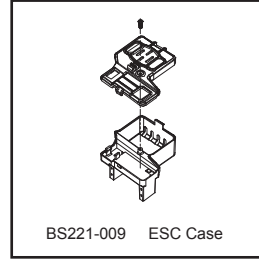
BS221-006 Fr.Center Drive Shaft



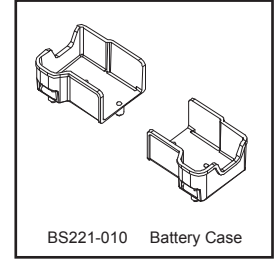
BS221-007 Centre drive shaft-Rr



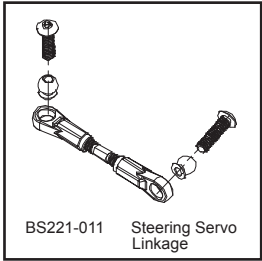
BS221-008 Servo saver unit



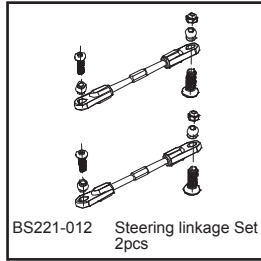
BS221-009 ESC Case



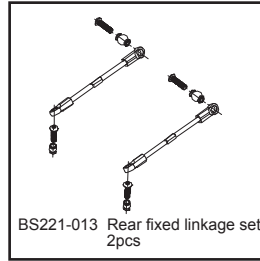
BS221-010 Battery Case



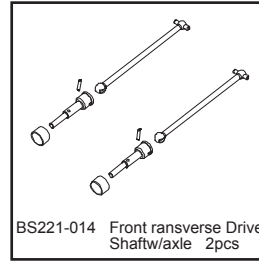
BS221-011 Steering Servo  
Linkage



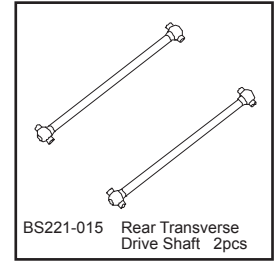
BS221-012 Steering linkage Set  
2pcs



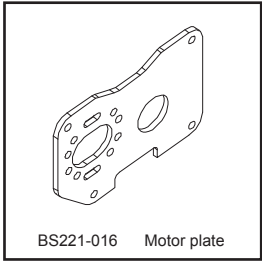
BS221-013 Rear fixed linkage set  
2pcs



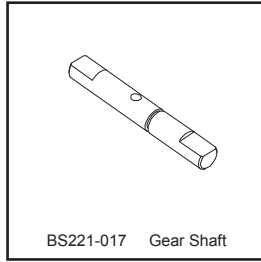
BS221-014 Front ranserve Drive  
Shaft/waxle 2pcs



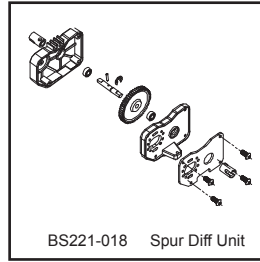
BS221-015 Rear Transverse  
Drive Shaft 2pcs



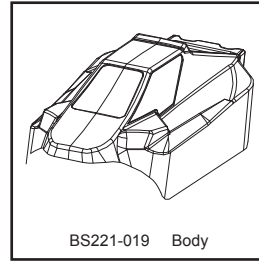
BS221-016 Motor plate



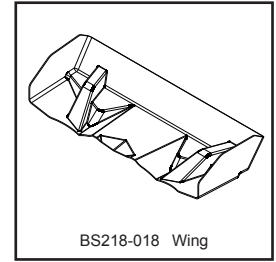
BS221-017 Gear Shaft



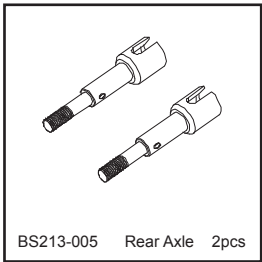
BS221-018 Spur Diff Unit



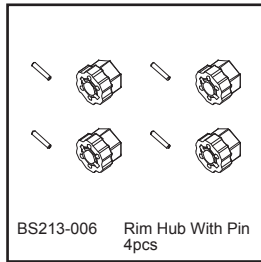
BS221-019 Body



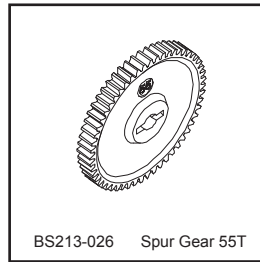
BS218-018 Wing



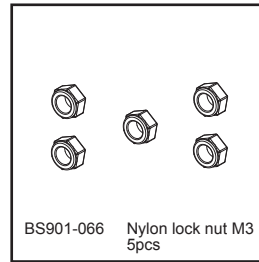
BS213-005 Rear Axle 2pcs



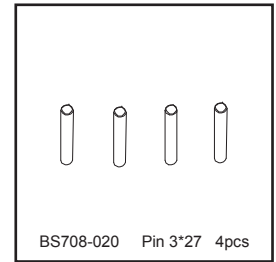
BS213-006 Rim Hub With Pin  
4pcs



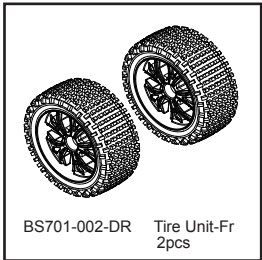
BS213-026 Spur Gear 55T



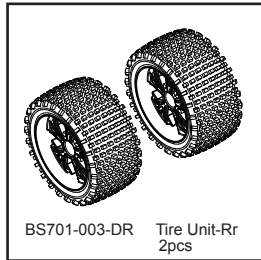
BS901-066 Nylon lock nut M3  
5pcs



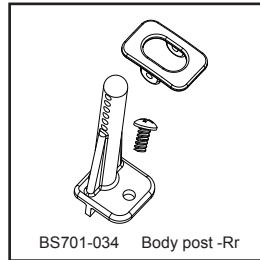
BS708-020 Pin 3\*27 4pcs



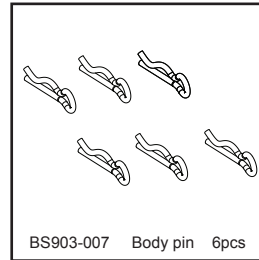
BS701-002-DR Tire Unit-Fr  
2pcs



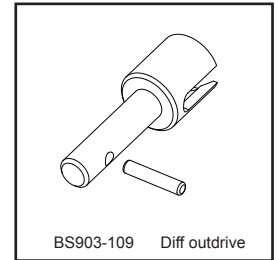
BS701-003-DR Tire Unit-Rr  
2pcs



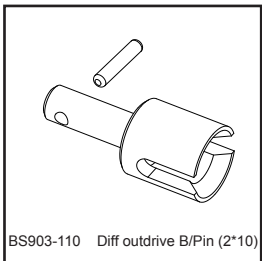
BS701-034 Body post -Rr



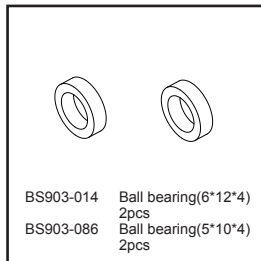
BS903-007 Body pin 6pcs



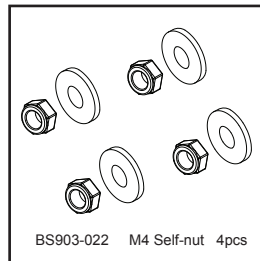
BS903-109 Diff outdrive



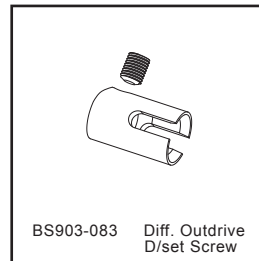
BS903-110 Diff outdrive B/Pin (2\*10)



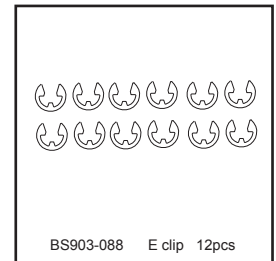
BS903-014 Ball bearing(6\*12\*4)  
2pcs  
BS903-086 Ball bearing(5\*10\*4)  
2pcs



BS903-022 M4 Self-nut 4pcs




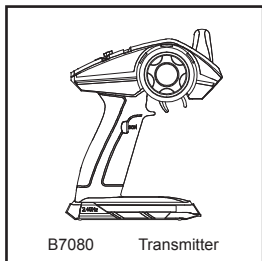
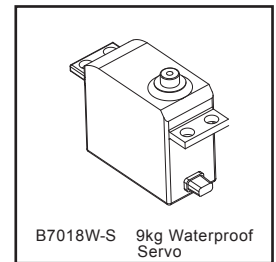
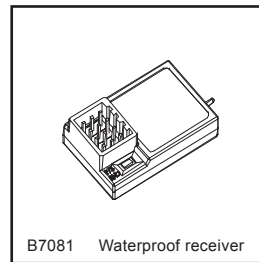
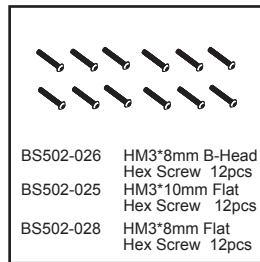
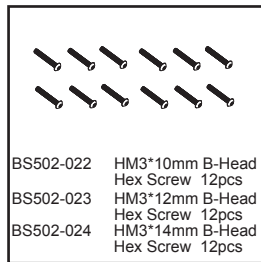
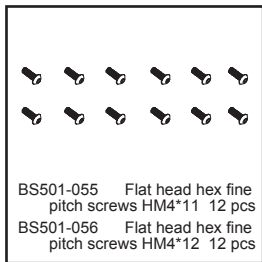
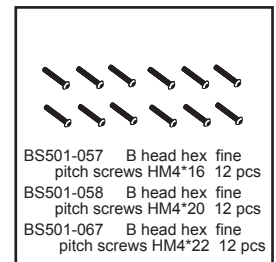
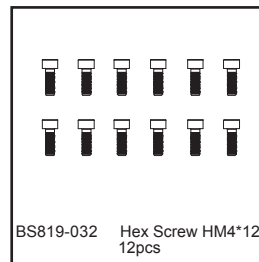
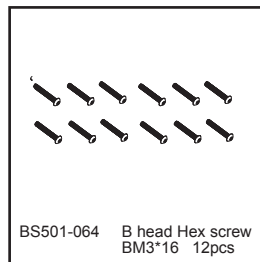
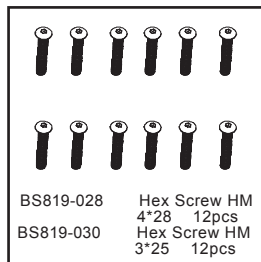
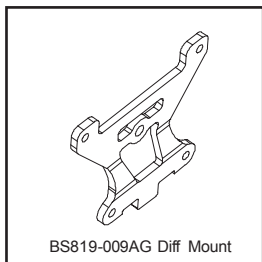
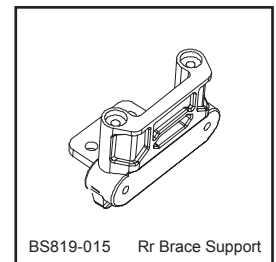
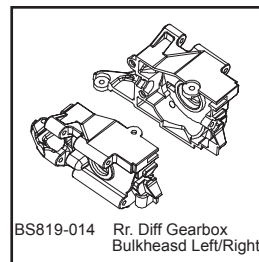
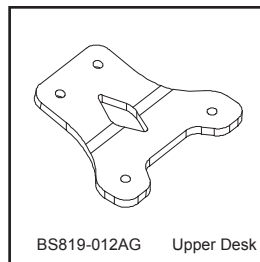
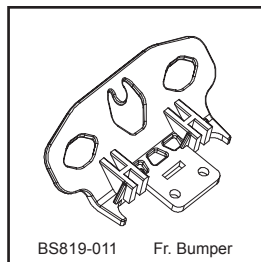
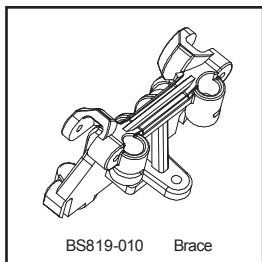
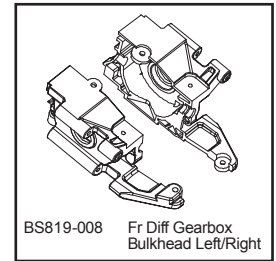
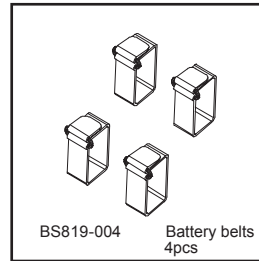
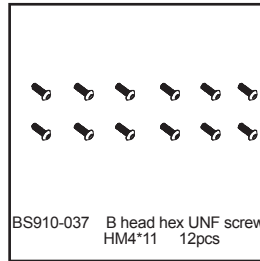
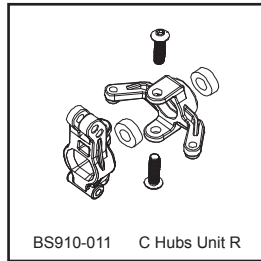
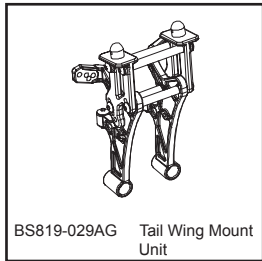
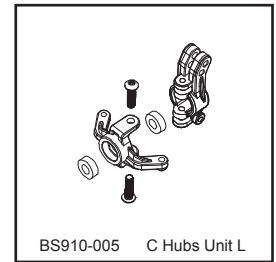
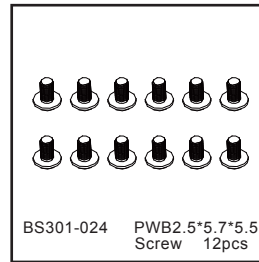
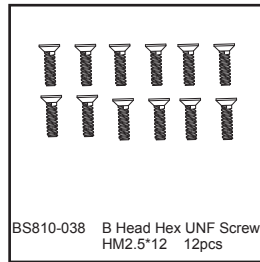
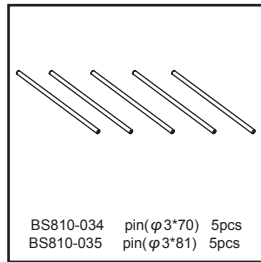
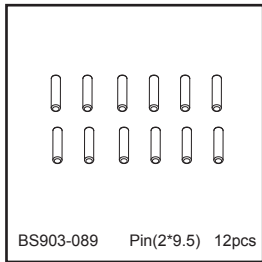


BS903-083 Diff. Outdrive  
D/set Screw

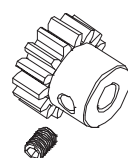

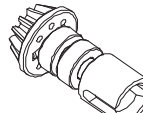
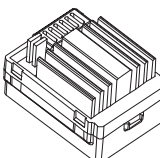
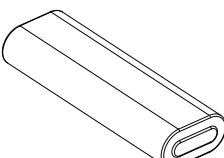
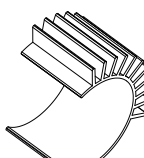
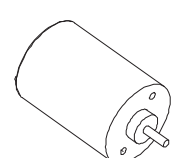


BS903-088 E clip 12pcs

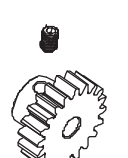
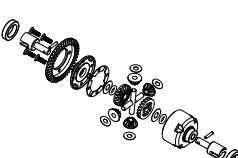
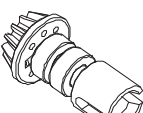
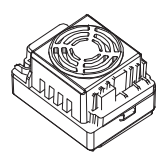
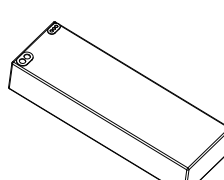

# BS221T/BS221R COMMON PARTS



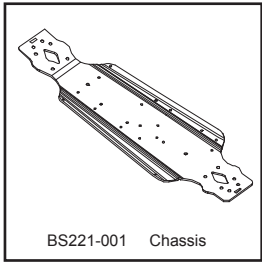
# BS221T PARTS

 <p>BS221-020 17T Motor Gear</p>	 <p>BS903-104 Diff. Gear Box Unit (zinc alloy)</p>	 <p>BS903-116 Master Gear Unit (Zinc Alloy)</p>	 <p>B7003 1/10 Brushed Waterproof Esc (Tamiya head)</p>	 <p>BS701-036C 7.2V 1800MAH Battery</p>
 <p>BS701-008AG Motor Heat Sink</p>	 <p>BS701-007 550 Motor</p>			

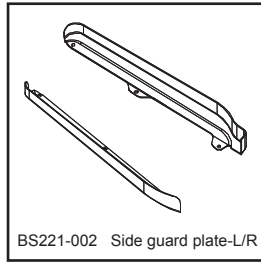
# BS221R PARTS

 <p>BS214-005G Motor Gear 17T</p>	 <p>BS803-026 Diff. Gear Box Unit(steel)</p>	 <p>BS903-117 Master Gear Unit (steel)</p>	 <p>BS701-047DP 45A Brushless Waterproof Esc</p>	 <p>BS803-028DP 7.4V 3200 mAh Battery (T head)</p>
 <p>BS701-007R-DP 540 Brushless Motor KV3421</p>				


# BS222T/BS222R COMMON PARTS



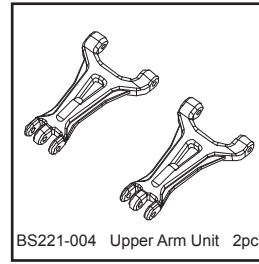
BS221-001 Chassis



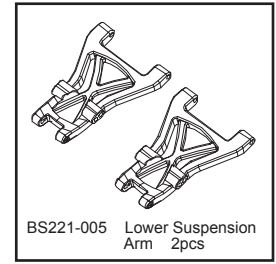
BS221-002 Side guard plate-L/R



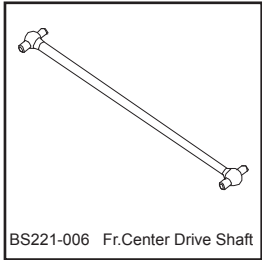
BS221-003 Shock Absorber Unit  
2pcs



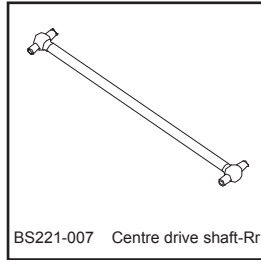
BS221-004 Upper Arm Unit 2pcs



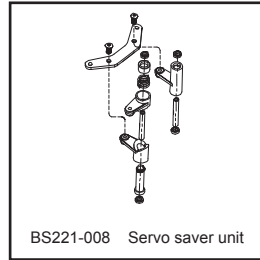
BS221-005 Lower Suspension Arm  
2pcs



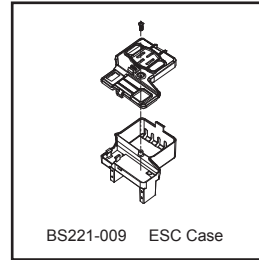
BS221-006 Fr.Center Drive Shaft



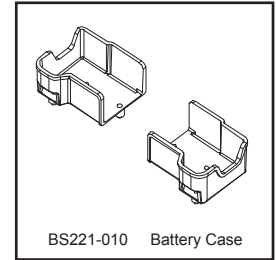
BS221-007 Centre drive shaft-Rr



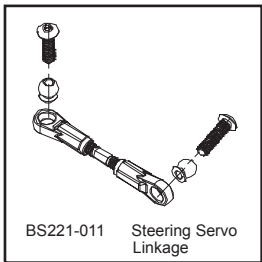
BS221-008 Servo saver unit



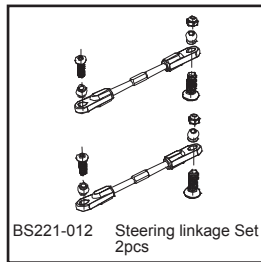
BS221-009 ESC Case



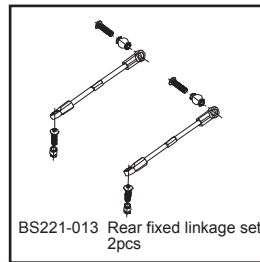
BS221-010 Battery Case



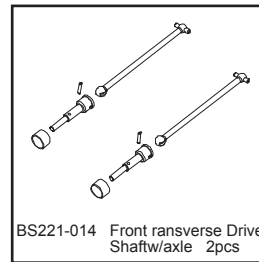
BS221-011 Steering Servo Linkage



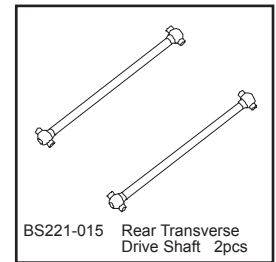
BS221-012 Steering linkage Set  
2pcs



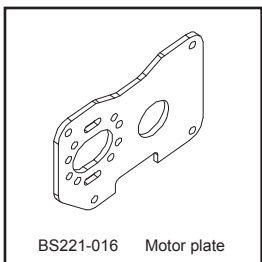
BS221-013 Rear fixed linkage set  
2pcs



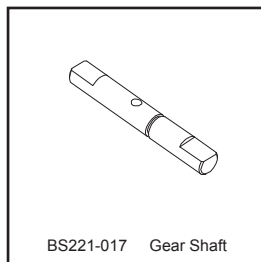
BS221-014 Front ransverse Drive Shaftw/axle  
2pcs



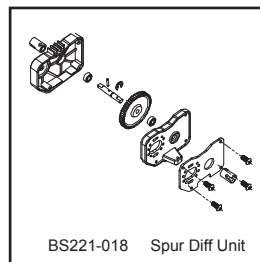
BS221-015 Rear Transverse Drive Shaft  
2pcs



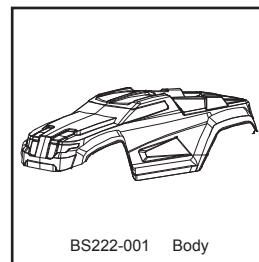
BS221-016 Motor plate



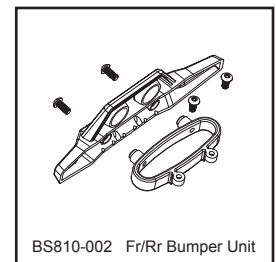
BS221-017 Gear Shaft



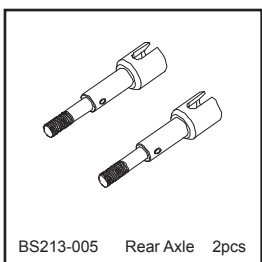
BS221-018 Spur Diff Unit



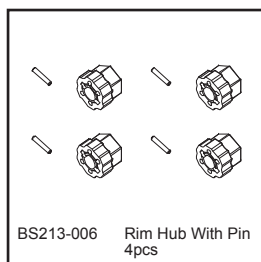
BS222-001 Body



BS810-002 Fr/Rr Bumper Unit



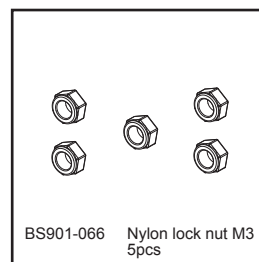
BS213-005 Rear Axle 2pcs



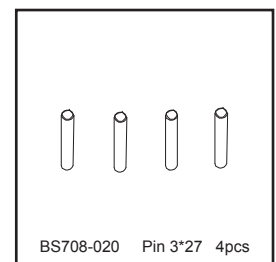
BS213-006 Rim Hub With Pin  
4pcs



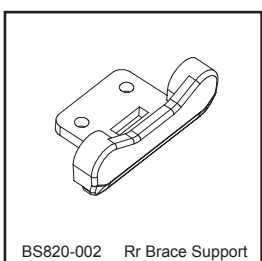
BS213-026 Spur Gear 55T



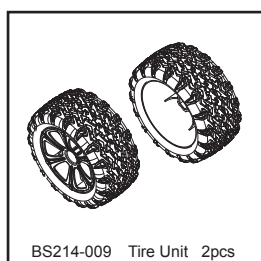
BS901-066 Nylon lock nut M3  
5pcs



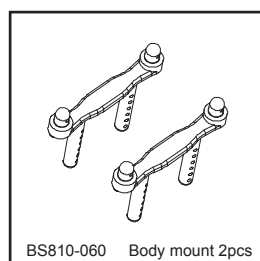
BS708-020 Pin 3\*27 4pcs



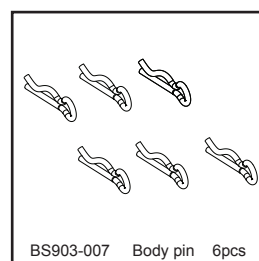
BS820-002 Rr Brace Support



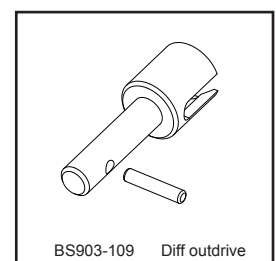
BS214-009 Tire Unit 2pcs



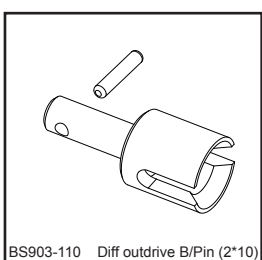
BS810-060 Body mount 2pcs



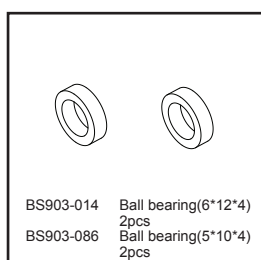
BS903-007 Body pin 6pcs



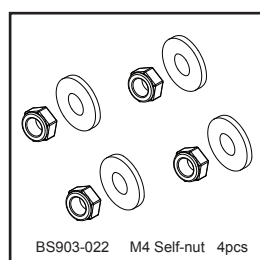
BS903-109 Diff outdrive



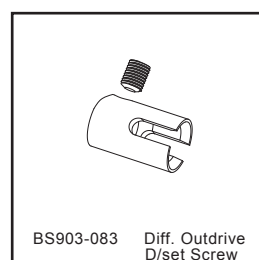
BS903-110 Diff outdrive B/Pin (2\*10)



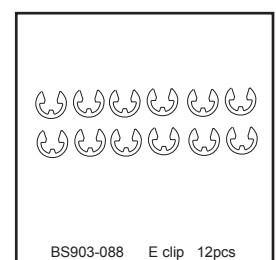
BS903-014 Ball bearing(6\*12\*4)  
2pcs  
BS903-086 Ball bearing(5\*10\*4)  
2pcs



BS903-022 M4 Self-nut 4pcs



BS903-083 Diff. Outdrive D/set Screw



BS903-088 E clip 12pcs