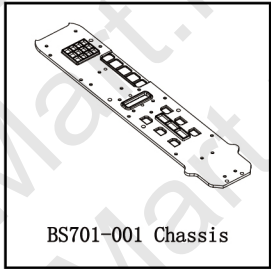


EXPLODED VIEW



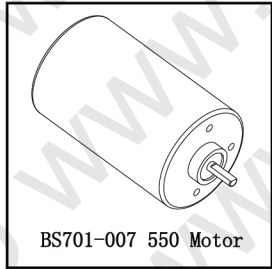
Drev og pinjong i stål anbefales.
MPO-021M spur drev i stål skal benyttes sammen med 909-005M pinjong i stål.
BS909-003 spur drev i plast skal benyttes sammen med 909-005 pinjong i messing.



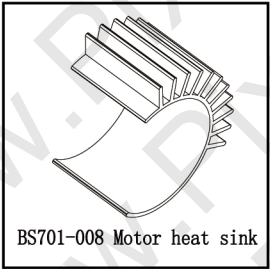
BS701-001 Chassis



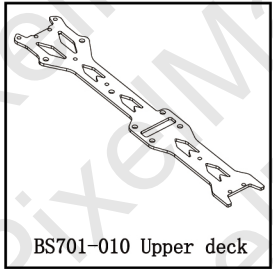
BS701-004 Shock Absorber Unit (plastic) 2PCS



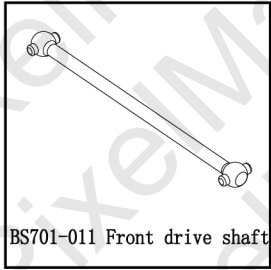
BS701-007 550 Motor



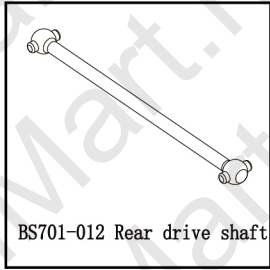
BS701-008 Motor heat sink



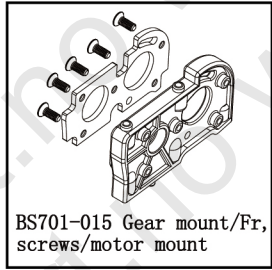
BS701-010 Upper deck



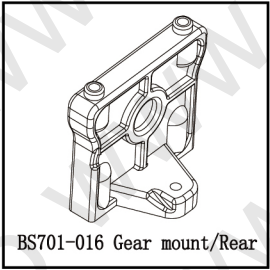
BS701-011 Front drive shaft



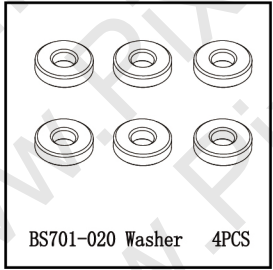
BS701-012 Rear drive shaft



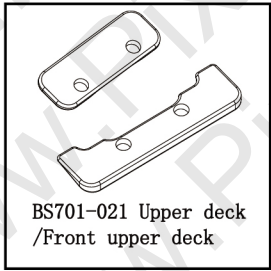
BS701-015 Gear mount/Fr, screws/motor mount



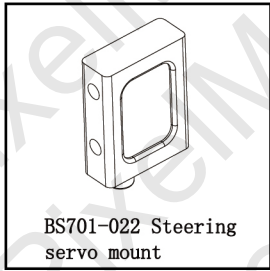
BS701-016 Gear mount/Rear



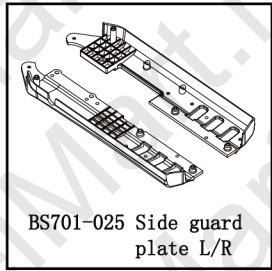
BS701-020 Washer 4PCS



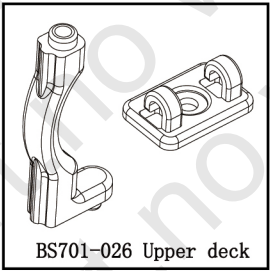
BS701-021 Upper deck /Front upper deck



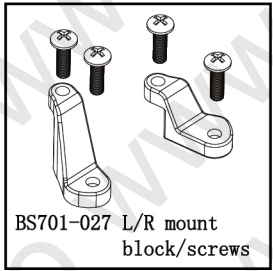
BS701-022 Steering servo mount




BS701-025 Side guard plate L/R



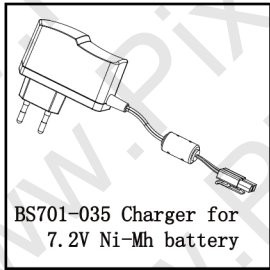
BS701-026 Upper deck



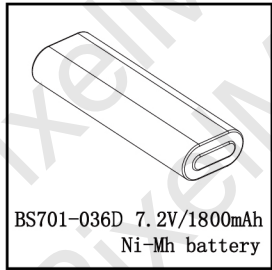
BS701-027 L/R mount block/screws



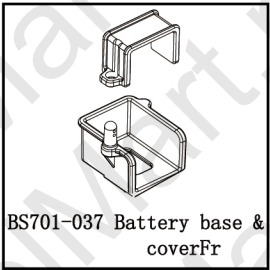
BS701-028 Wire clip mount/Spring /Screws



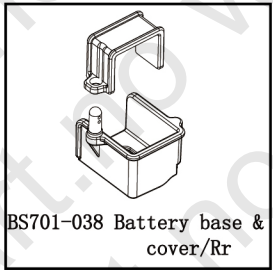
BS701-035 Charger for 7.2V Ni-Mh battery



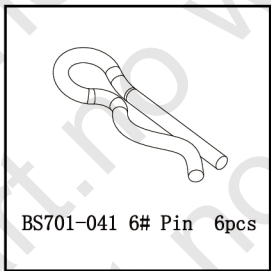
BS701-036D 7.2V/1800mAh Ni-Mh battery



BS701-037 Battery base & coverFr



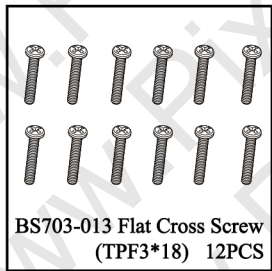
BS701-038 Battery base & coverRr



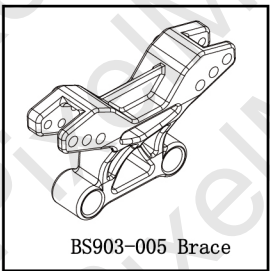
BS701-041 6# Pin 6pcs



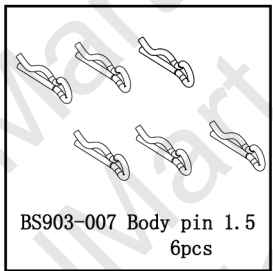
BS702-047 Antenna mount



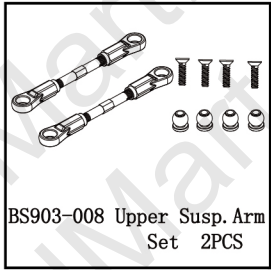
BS703-013 Flat Cross Screw (TPF3*18) 12PCS




BS903-005 Brace




BS903-007 Body pin 1.5 6pcs



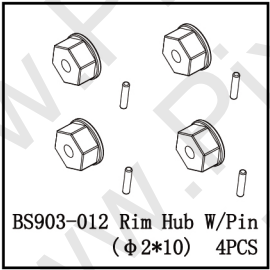
BS903-008 Upper Susp. Arm Set 2PCS




BS903-010 Suspension Arm Mount Block 2PCS



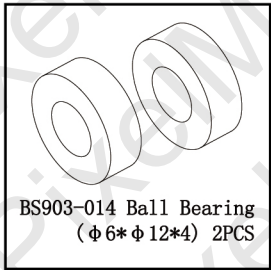
BS903-011 Upper susp. Arm Mount-Fr/Rr



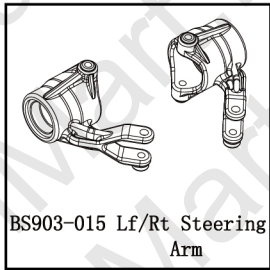
BS903-012 Rim Hub W/Pin (φ2*10) 4PCS



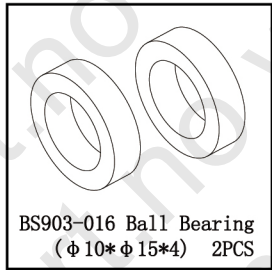
BS903-013 Axle W/Pin 2PCS



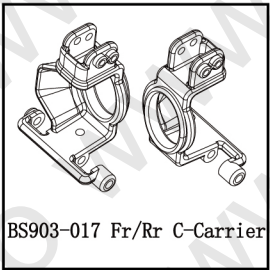
BS903-014 Ball Bearing (φ6*φ12*4) 2PCS



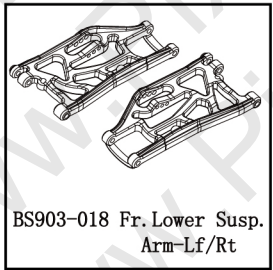
BS903-015 Lf/Rt Steering Arm



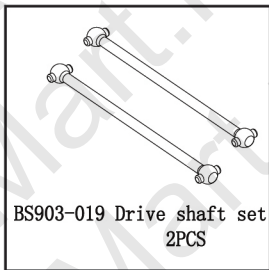
BS903-016 Ball Bearing (φ10*φ15*4) 2PCS



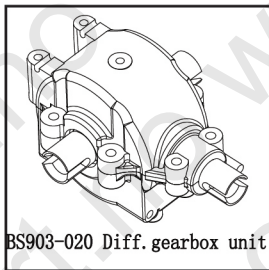
BS903-017 Fr/Rr C-Carrier



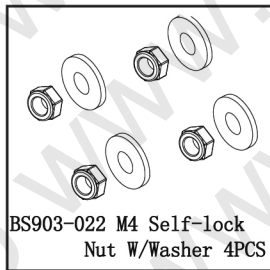
BS903-018 Fr. Lower Susp. Arm-Lf/Rt



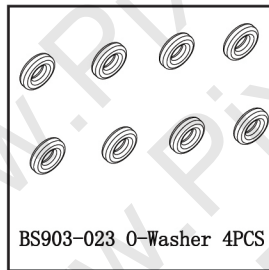
BS903-019 Drive shaft set
2PCS



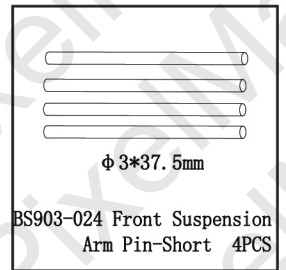
BS903-020 Diff. gearbox unit



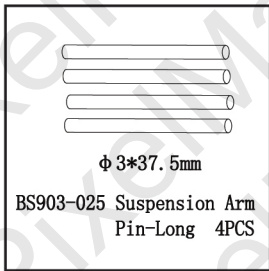
BS903-022 M4 Self-lock
Nut W/Washer 4PCS



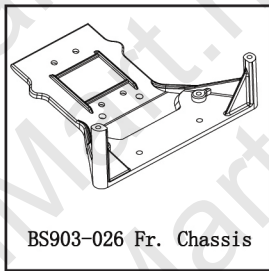
BS903-023 O-Washer 4PCS




BS903-024 Front Suspension
Arm Pin-Short 4PCS



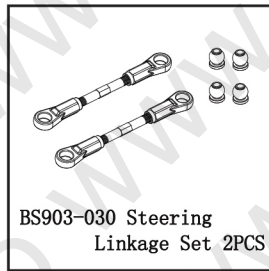
$\phi 3*37.5\text{mm}$
BS903-025 Suspension Arm
Pin-Long 4PCS



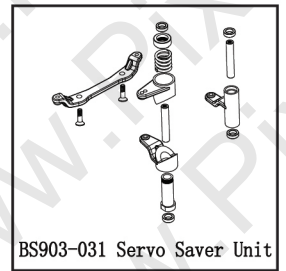
BS903-026 Fr. Chassis



BS903-028 Lower Susp.
Mount Block-Fr/Rr



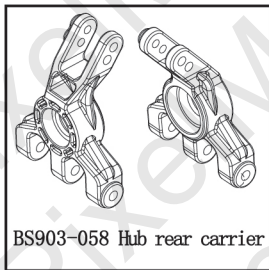
BS903-030 Steering
Linkage Set 2PCS



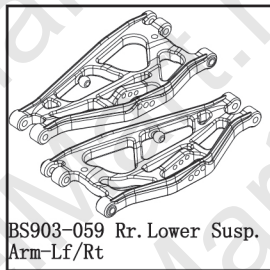
BS903-031 Servo Saver Unit



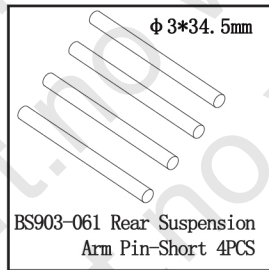
BS903-037 Steering Servo
Horn and Linkage




BS903-058 Hub rear carrier



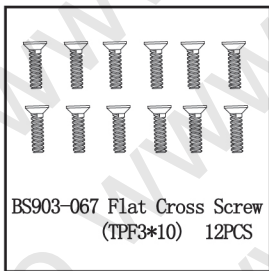
BS903-059 Rr. Lower Susp.
Arm-Lf/Rt



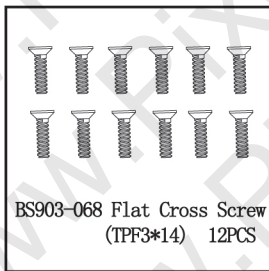
$\phi 3*34.5\text{mm}$
BS903-061 Rear Suspension
Arm Pin-Short 4PCS



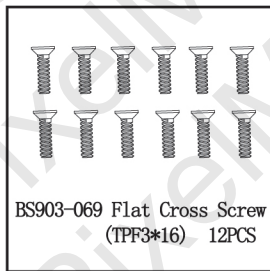
BS903-065 Flat Cross Screw
(TPF2.6*10) 12PCS



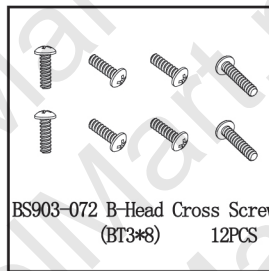
BS903-067 Flat Cross Screw
(TPF3*10) 12PCS



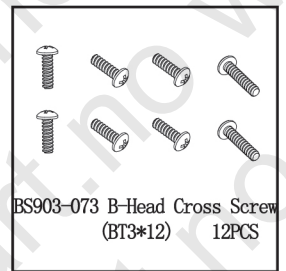
BS903-068 Flat Cross Screw
(TPF3*14) 12PCS



BS903-069 Flat Cross Screw
(TPF3*16) 12PCS



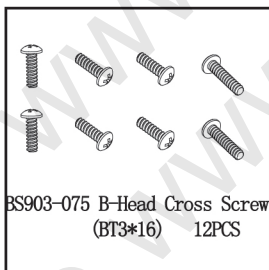
BS903-072 B-Head Cross Screw
(BT3*8) 12PCS



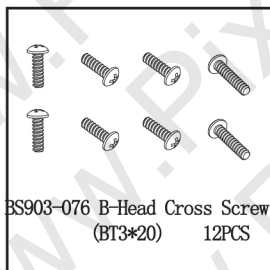
BS903-073 B-Head Cross Screw
(BT3*12) 12PCS



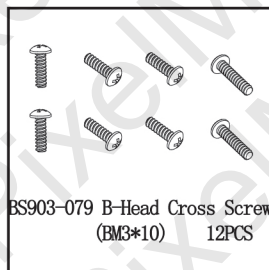
BS903-074 B-Head Cross Screw
(BT3*14) 12PCS



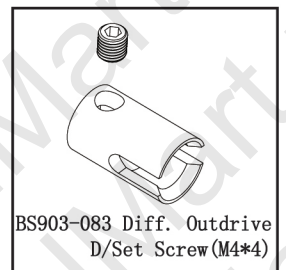
BS903-075 B-Head Cross Screw
(BT3*16) 12PCS



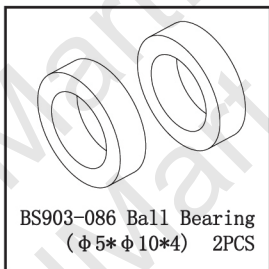
BS903-076 B-Head Cross Screw
(BT3*20) 12PCS



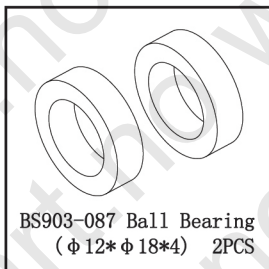
BS903-079 B-Head Cross Screw
(BM3*10) 12PCS



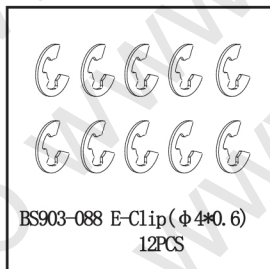
BS903-083 Diff. Outdrive
D/Set Screw (M4*4)



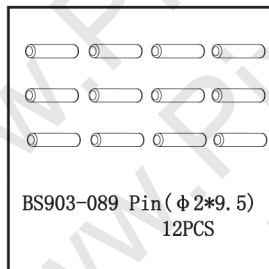
BS903-086 Ball Bearing
($\phi 5 * \phi 10 * 4$) 2PCS



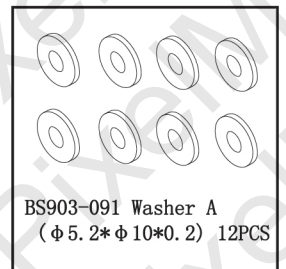
BS903-087 Ball Bearing
($\phi 12 * \phi 18 * 4$) 2PCS



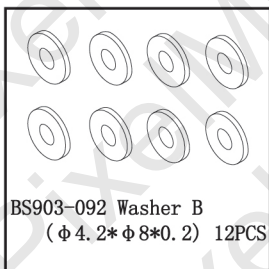
BS903-088 E-Clip ($\phi 4 * 0.6$)
12PCS



BS903-089 Pin ($\phi 2 * 9.5$)
12PCS



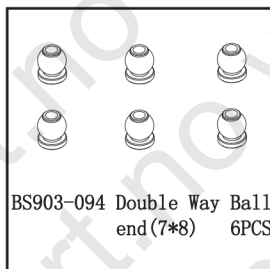
BS903-091 Washer A
($\phi 5.2 * \phi 10 * 0.2$) 12PCS



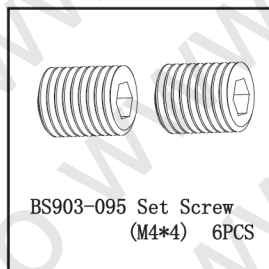
BS903-092 Washer B
($\phi 4.2 * \phi 8 * 0.2$) 12PCS



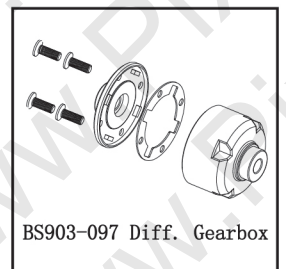
BS903-093 Nylon Self-lock
Nut (M4*4) 6PCS



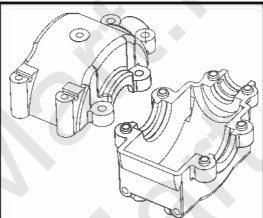
BS903-094 Double Way Ball
end (7*8) 6PCS



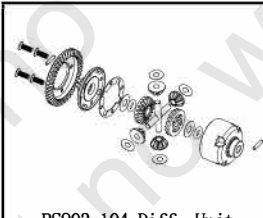
BS903-095 Set Screw
(M4*4) 6PCS



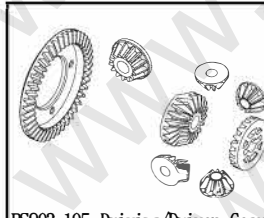
BS903-097 Diff. Gearbox



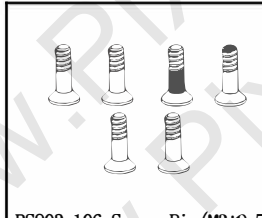
BS903-098 Diff. Gearbox Bulkhead-Upper/Lower



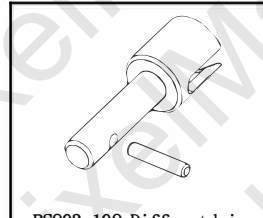
BS903-104 Diff. Unit



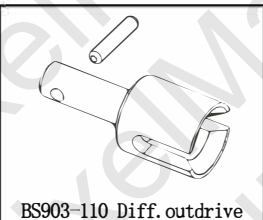
BS903-105 Driving/Driven Gear, Diff. Gear/Bevel Gears (alum)



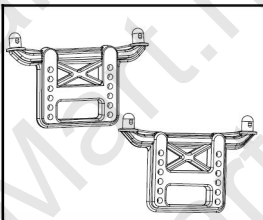
BS903-106 Screw Pin (M3*9.5)



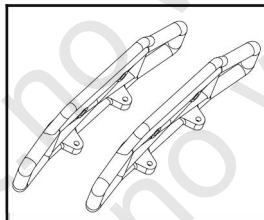
BS903-109 Diff. outdrive A/Pin (2*10)



BS903-110 Diff. outdrive B/Pin (2*10)



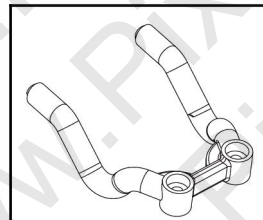
BS801-008 Fr/Rr body post



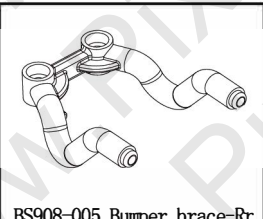
BS904-003 Bumper 2PCS



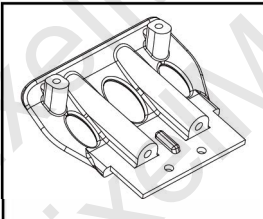
BS908-002 Tire Unit 2PCS



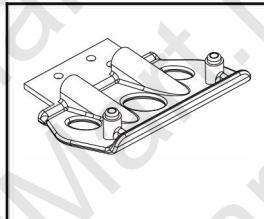
BS908-004 Bumper brace-Fr



BS908-005 Bumper brace-Rr



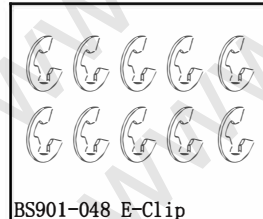
BS908-006 Bumper chassis-Fr



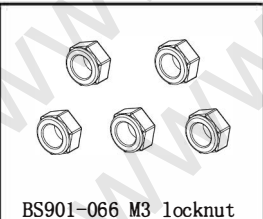
BS908-007 Bumper chassis-Rr



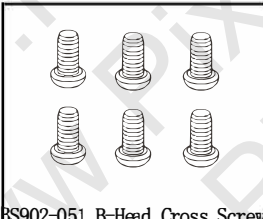
BS908-008 body



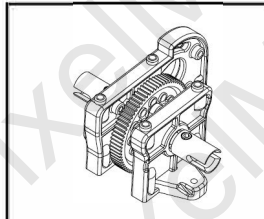
BS901-048 E-Clip (φ3*0.6) 12PCS



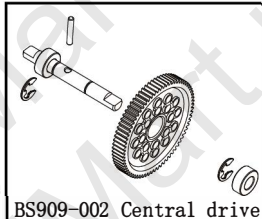
BS901-066 M3 locknut 5pcs



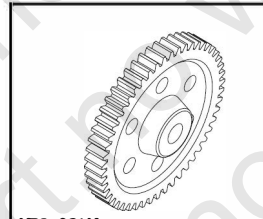
BS902-051 B-Head Cross Screw (BT3*10) 12PCS



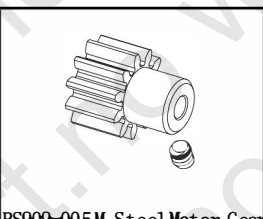
BS909-001 Spur gear unit



BS909-002 Central drive shaft/main gear



MP0-021M Steel Main Gear-51T



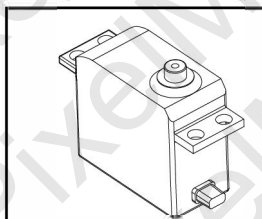
BS909-005M Steel Motor Gear 11T/1.5 Screw



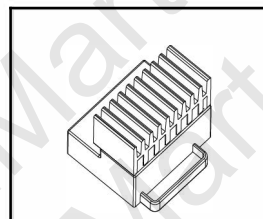
B7053 Transmitter



B7054W Receiver



B7018W 9kgs Waterproof Steel Gear Servo



B7003W ESC



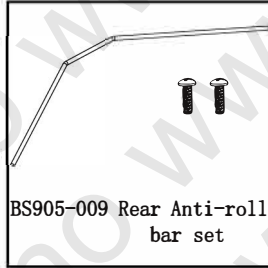
OPTIONAL PARTS/UPGRADE PARTS




BS701-047 Brushless
ESC 45A-SL




BS701-007R Brushless
540 motor kv:3421



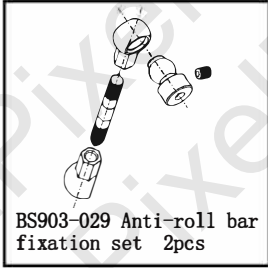
BS905-009 Rear Anti-roll
bar set



BS701-004A Shock Absorber
Unit (alun) 2pcS



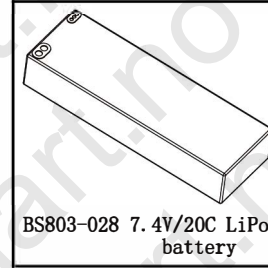
BS701-039 Switch wire
(NI-MH connector to LIP0
battery connector)



BS903-029 Anti-roll bar
fixation set 2pcs



BS903-096 (M4*8) Set
Screw 6pcs



BS803-028 7.4V/20C LiPo
battery



BS803-031 LiPo battery
charger



Stainless steel AL6061
MP0-01 Wheel Hex Set



Stainless steel AL6061
MP0-02 C HUB C HUB W/Pin



Stainless steel AL6061
MP0-03 Knuckle Arm Se



Stainless steel AL6061
MP0-04 Rear Hub set



Stainless steel AL6061
MP0-05 Shock stay mount



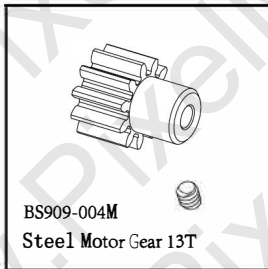
Stainless steel AL6061
MP0-06 Front suspension
mount



Stainless steel AL6061
MP0-07 Rear suspension
mount



Stainless steel AL6061
MP0-11 Steering link



BS909-004M
Steel Motor Gear 13T

